



# ENCLOSURES

LOAD CENTRES, SURFACE MODULES  
& ACCESSORIES



Data Specification **2025**



**AUSTRALIA WIDE DELIVERY**  
Expedited delivery to all states in Australia



**SAME DAY DISPATCH**  
Orders prior to 12PM will be dispatched the same day



**5 YEAR WARRANTY**  
You can get a trusted 5 Year In House Warranty with CSG

## [ DESCRIPTION ]

## LOAD CENTRES

Connected Switchgears' premium load centres are manufactured from UV stable material which means they won't fade or yellow with age. All load centres are flame proof up to 660 degrees celsius and are supplied with a variety of neutral and earth link rated at 110amps. Lockable load centres are now available. Switchgear mounts are 35mm din rail and sold complete with pole fillers and labels. Available in 4 to 36 pole, surface and flush mount. Metal bases are available to ensure compliance with SIR and AS/NZS 3000:2018 wiring rules in various installations.

## [ FEATURES ]

- Flame Resistant Material
- Translucent Hinged Door
- UV Stable
- Lockable: 8, 12, 18, 24 and 36 Pole
- Compliant with SIR
- Includes: Labels, Pole Fillers and Links
- Options: White Door, Metal Base, Insulated Busbars


## [ TECHNICAL PARAMETERS ]

- IP Protection: IP40
- 110amp Links
- Optional 63amp Busbar
- Material: UV Stable ABS, 660° Flame Retardant (DBSMC12 are 720° Fire Retardant)


## [ COMPLIANCE ]

- AS/NZS 60670.1:2021

## [ IMAGES ]



DBSMC12



DBSMC12  
Internal

## [ SPECIFICATIONS ]

SURFACE MOUNT LOAD CENTRES						
Product Code	Poles	Links		Overall Size (mm)		
		Bars	Terminals	Height	Width	Depth
DBSMC4	4	2	1 x (2 x 7mmØ, 4 x 5mmØ) 1 x (1 x 7mmØ, 4 x 5mmØ)	200	110	85
DBSMC6	6	3	1 x (2 x 7mmØ, 4 x 5mmØ) 1 x (3 x 7mmØ, 3 x 5mmØ) 1 x (1 x 7mmØ, 3 x 5mmØ)	200	148	85
DBSMC8	8	3	1 x (2 x 7mmØ, 8 x 5mmØ) 1 x (2 x 7mmØ, 4 x 5mmØ) 1 x (2 x 7mmØ, 4 x 5mmØ)	200	182	85
DBSMC12	12	4	1 x (3 x 7mmØ, 12 x 5mmØ) 1 x (3 x 7mmØ, 3 x 5mmØ) 1 x (2 x 7mmØ, 3 x 5mmØ) 1 x (2 x 7mmØ, 3 x 5mmØ)	200	255	85
DBSMC12T (TRADE)	12	3	1 x (2 x 7mmØ, 12 x 5mmØ) 1 x (3 x 7mmØ, 6 x 5mmØ) 1 x (2 x 7mmØ, 6 x 5mmØ)	200	255	85
DBSMC15	15	3	1 x (2 x Ø 7mm, 15 x Ø 5mm) 1 x (3 x Ø 7mm, 8 x Ø 5mm) 1 x (2 x Ø 7mm, 8 x Ø 5mm)	201	310	90
DBSMC18	18	5	1 x (1 x 7mmØ, 11 x 5mmØ) 1 x (4 x 7mmØ, 5 x 5mmØ) 1 x (2 x 7mmØ, 2 x 5mmØ) 1 x (2 x 7mmØ, 2 x 5mmØ) 1 x (1 x 7mmØ, 3 x 5mmØ)	220	360	85
DBSMC24	24	4	1 x (2 x 7mmØ, 12 x 5mmØ) 1 x (2 x 7mmØ, 12 x 5mmØ) 1 x (2 x 7mmØ, 12 x 5mmØ) 1 x (2 x 7mmØ, 12 x 5mmØ)	325	270	85
DBSMC36	36	5	1 x (2 x 7mmØ, 18 x 5mmØ) 1 x (2 x 7mmØ, 18 x 5mmØ) 1 x (2 x 7mmØ, 15 x 5mmØ) 1 x (2 x 7mmØ, 6 x 5mmØ) 1 x (2 x 7mmØ, 12 x 5mmØ)	475	305	85

## [ SPECIFICATIONS ]

LOCKABLE SURFACE MOUNT LOAD CENTRES						
Product Code	Poles	Links		Overall Size (mm)		
		Bars	Terminals	Height	Width	Depth
DBSMC8L	8	2	1 x (2 x 7mmØ, 8 x 5mmØ) 1 x (2 x 7mmØ, 4 x 5mmØ)	200	182	85
DBSMC12L	12	3	1 x (3 x 7mmØ, 12 x 5mmØ) 1 x (3 x 7mmØ, 3 x 5mmØ) 1 x (2 x 7mmØ, 12 x 5mmØ)	200	255	85
DBSMC18L	18	4	1 x (1 x 7mmØ, 18 x 5mmØ) 1 x (3 x 7mmØ, 4 x 5mmØ) 1 x (2 x 7mmØ, 4 x 5mmØ) 1 x (1 x 7mmØ, 6 x 5mmØ)	220	360	85
DBSMC24L	24	2	1 x (2 x 7mmØ, 12 x 5mmØ) 1 x (2 x 7mmØ, 12 x 5mmØ)	325	270	85
DBSMC36L	36	4	1 x (2 x 7mmØ, 18 x 5mmØ) 1 x (2 x 7mmØ, 15 x 5mmØ) 1 x (2 x 7mmØ, 12 x 5mmØ) 1 x (2 x 7mmØ, 6 x 5mmØ)	475	305	85

## [ SPECIFICATIONS ]

FLUSH MOUNT LOAD CENTRES									
Product Code	Poles	Links		Overall Size (mm)			Cut Out Size (mm)		
		Bars	Terminals	H	W	D	H	W	D
DBFMC4	4	2	1 x (2 x 7mmØ, 4 x 5mmØ) 1 x (1 x 7mmØ, 4 x 5mmØ)	222	135	-	202	118	60
DBFMC6	6	3	1 x (2 x 7mmØ, 4 x 5mmØ) 1 x (3 x 7mmØ, 3 x 5mmØ) 1 x (1 x 7mmØ, 3 x 5mmØ)	245	198	-	200	150	60
DBFMC8	8	3	1 x (2 x 7mmØ, 8 x 5mmØ) 1 x (2 x 7mmØ, 4 x 5mmØ) 1 x (2 x 7mmØ, 4 x 5mmØ)	220	215	-	215	190	60
DBFMC12	12	4	1 x (3 x 7mmØ, 12 x 5mmØ) 1 x (3 x 7mmØ, 3 x 5mmØ) 1 x (2 x 7mmØ, 3 x 5mmØ) 1 x (2 x 7mmØ, 3 x 5mmØ)	270	335	-	215	263	68
DBFMC18	18	5	1 x (1 x 7mmØ, 11 x 5mmØ) 1 x (4 x 7mmØ, 5 x 5mmØ) 1 x (2 x 7mmØ, 2 x 5mmØ) 1 x (2 x 7mmØ, 2 x 5mmØ) 1 x (1 x 7mmØ, 3 x 5mmØ)	302	454	-	240	370	68
DBFMC24	24	6	1 x (2 x 7mmØ, 12 x 5mmØ) 1 x (3 x 7mmØ, 6 x 5mmØ) 1 x (2 x 7mmØ, 6 x 5mmØ) 1 x (2 x 7mmØ, 12 x 5mmØ) 1 x (3 x 7mmØ, 6 x 5mmØ) 1 x (2 x 7mmØ, 6 x 5mmØ)	345	305	-	315	263	68
DBFMC36	36	5	1 x (2 x 7mmØ, 18 x 5mmØ) 1 x (2 x 7mmØ, 18 x 5mmØ) 1 x (2 x 7mmØ, 15 x 5mmØ) 1 x (2 x 7mmØ, 6 x 5mmØ) 1 x (2 x 7mmØ, 12 x 5mmØ)	505	341	-	460	300	68

ACCESSORIES		
Product Code	Description	Poles
DBFMC8-B	Metal Base	8
DBFMC12-B	Metal Base	12
DBFMC18-B	Metal Base	18
DBC12W	Load Centre Door White	12
DBC18W	Load Centre Door White	18
DBPF	Pack of Pole Fillers and Labels	2 Full & 8 Half Size
LNRC	Neutral Link RCD Connector - Jar of 20	32A 3 Hole

## [ SPECIFICATIONS ]

INSULATED BUSBARS							
Product Code	Type	No. of Phase	No. of Poles	Max Rated Volts (V)	Rated Current (Amps)	Cross Section (mm <sup>2</sup> )	Pitch (mm)
BB1PN12-80	Pin	Single	12	415	80	22	18
BB18-63	Pin	Single	8	415	63	22	18
BB112-63	Pin	Single	12	415	63	22	18
BB118-63	Pin	Single	18	415	63	22	18
BB312-63	Pin	Three	12	415	63	22	18
BB318-63	Pin	Three	18	415	63	22	18
BBF18-63	Fork	Single	8	415	63	16	18
BBF112-63	Fork	Single	12	415	63	16	18
BBF118-63	Fork	Single	18	415	63	16	18
BBF312-63	Fork	Three	12	415	63	16	18
BBF318-63	Fork	Three	18	415	63	16	18
BB18-80	Pin	Single	8	415	80	22	18
BB12-80	Pin	Single	12	415	80	22	18
BB118-80	Pin	Single	18	415	80	22	18
BB312-80	Pin	Three	12	415	80	22	18
BB318-80	Pin	Three	18	415	80	22	18
BBF18-80	Fork	Single	8	415	80	16	18
BBF112-80	Fork	Single	12	415	80	16	18
BBF118-80	Fork	Single	18	415	80	16	18
BBF312-80	Fork	Three	12	415	80	16	18
BBF318-80	Fork	Three	18	415	80	16	18
BB18-100	Pin	Single	8	415	100	22	18
BB112-100	Pin	Single	12	415	100	22	18
BB118-100	Pin	Single	18	415	100	22	18
BB312-100	Pin	Three	12	415	100	22	18
BB318-100	Pin	Three	18	415	100	22	18
BBF18-100	Fork	Single	8	415	100	16	18
BBF112-100	Fork	Single	12	415	100	16	18
BBF118-100	Fork	Single	18	415	100	16	18
BBF312-100	Fork	Three	12	415	100	16	18
BBF318-100	Fork	Three	18	415	100	16	18

## [ SPECIFICATIONS ]

ACCESSORIES			
Product Code	Description	Poles	Rated Current (Amps)
BBEC1-63	Busbar Comb End Cap	1	63A
BBEC1-80	Busbar Comb End Cap	1	80A
BBEC1-100	Busbar Comb End Cap	1	100A
BBEC3-63	Busbar Comb End Cap	3	63A
BBEC3-80	Busbar Comb End Cap	3	80A
BBEC3-100	Busbar Comb End Cap	3	100A
BBEC1PN	Busbar Comb End Cap 1P+N	1P+N	80A

## [ DESCRIPTION ]

## SURFACE MODULES

Connected Switchgears' surface modules are manufactured from UV stable ABS material, meaning they won't fade or yellow with age. All surface modules are made from flame retardant material and are supplied with 35mm din rail switchgear mounts for mounting circuit protection devices. Available in 1 to 18 pole.

## [ FEATURES ]

- Flame Retardant Material
- UV Protection
- Mounting Brackets
- Compliant with SIR

## [ TECHNICAL PARAMETERS ]

- Material: UV Stable ABS, 660° Fire Resistance

## [ COMPLIANCE ]

- AS/NZS 60670.1:2021

## [ IMAGES ]



DBSM4



DBSM6



DBSM12



DBSM18



## [ SPECIFICATIONS ]


SURFACE MOUNT MODULES						
Product Code	Description	Poles	Overall Size (mm)			
			H	W	D	
DBSM1	1 Pole Surface Mount Module	1	130	33	62	
DBSM2	2 Pole Surface Mount Module	2	130	20	62	
DBSM4	4 Pole Surface Mount Module	4	130	85	62	
DBSM6	6 Pole Surface Mount Module	6	130	122	62	
DBSM8	8 Pole Surface Mount Module	8	158	157	67	
DBSM12	12 Pole Surface Mount Module	12	163	260	63	
DBSM18	18 Pole Surface Mount Module	18	163	367	63	

## [ WARRANTY ]

Connected Switchgear Enclosures come with a trusted 5 Year In House Warranty. That means that you have peace of mind knowing that if a fault develops within a five year period, Connected Group Australia will cover the cost of replacing the product and it's installation.\*

\* See our website for full terms and conditions [www.connectedswitchgear.com.au](http://www.connectedswitchgear.com.au)

## [ RELATED PRODUCTS ]



BBF18-63



DBPF