



GEO SERIES

Switches & Socket Outlets

Data Specification **2024**



AUSTRALIA WIDE DELIVERY
Expedited delivery to all states in Australia



SAME DAY DISPATCH
Orders prior to 12PM will be dispatched the same day



5 YEAR WARRANTY
You can get a trusted 5 Year In House Warranty with CSG

[DESCRIPTION]

POWER OUTLETS

The slimline GEO Series is a part of Connected Switchgear switches and socket outlets, with a stylish geometric shape and only 6.5mm thick. It is designed with discerning contractors in mind that don't wish to sacrifice quality of product. Manufactured from virgin polycarbonate material, it won't yellow or fade over time. Switch mechanisms allow for two way switching and are rated at 250V AC 10AX. Switch contacts are made from a composite silver nickel coating to prevent arcing. The terminal and terminal screws are made from solid brass. All GEO Series products are available in white, black, and matte black with optional brass or aluminium cover plates.

[FEATURES]

- Slimline 6.5mm Thick
- Polycarbonate Material
- Copper Phosphorus Bronze Internal Components
- Composite Silver Nickel Switch Contacts
- Brass Terminal and Terminal Screws
- Horizontal and Vertical Configuration
- Phone and Data Plates Available
- Adequate Sized Rear Terminals

[TECHNICAL PARAMETERS]

- Rated Voltage: 250V AC
- Rated Frequency: 50/60Hz
- Overall Plate Size: 115mm x 77mm
- Cut Out Size: 76mm x 55mm
- Complies with: AS/NZS 3100:2017+A1-3
AS/NZS 3112:2017

[APPROVALS]

SAA Approved

[IMAGES]



POD10-L



POS10X-L



POD10XMB-L



POD15B-L

[DESCRIPTION]

4 GANG POWER OUTLET

The slimline GEO Series is a part of Connected Switchgear switches and socket outlets, with a stylish geometric shape and only 6.5mm thick. This is the only slimline 4 gang power outlet on the market today.

Manufactured from virgin polycarbonate material, it won't yellow or fade over time. Switch mechanisms allow for two way switching and are rated at 250V AC 10AX. Switch contacts are made from a composite silver nickel coating to prevent arcing. The terminal and terminal screws are made from solid brass. All GEO Series products are available in white, black and matte black with optional brass or aluminium cover plates.

[FEATURES]

- Slimline 6.5mm Thick
- Polycarbonate Material
- Copper Phosphorus Bronze Internal Components
- Composite Silver Nickel Switch Contacts
- Brass Terminal and Terminal Screws
- Adequate Sized Rear Terminals

[TECHNICAL PARAMETERS]

- Rated Voltage: 250V AC
- Rated Frequency: 50/60Hz
- Overall Plate Size: 201mm x 77mm
- Cut Out Size: 161mm x 58mm
- Complies with: AS/NZS 3100:2017+A1-3
AS/NZS 3112:2017

[APPROVALS]

SAA Approved

[IMAGES]



PO410-L



PO410B-L



PO410-L Side



PO410MB-L

[SPECIFICATIONS]

Product Code	Rating (Amps)	Voltage (V)	Type	Colour
POS10-L	10A	250V AC	Single GPO	WHITE
POS10X-L	10A	250V AC	Single GPO + Extra Switch	WHITE
POS10XX-L	10A	250V AC	Single GPO + 2 Extra Switch	WHITE
POS15-L	15A	250V AC	Single GPO	WHITE
POD10-L	10A	250V AC	Double GPO	WHITE
POD10X-L	10A	250V AC	Double GPO + Extra Switch	WHITE
POD15-L	15A	250V AC	Double GPO	WHITE
POS10V-L	10A	250V AC	Single GPO Vertical	WHITE
POS10XV-L	10A	250V AC	Single GPO + Extra Switch Vertical	WHITE
POS10XXV-L	10A	250V AC	Single GPO + 2 Extra Switch Vertical	WHITE
POS15V-L	15A	250V AC	Single GPO Vertical	WHITE
POD10V-L	10A	250V AC	Double GPO Vertical	WHITE
POD10XV-L	10A	250V AC	Double GPO + Extra Switch Vertical	WHITE
POD15V-L	15A	250V AC	Double GPO Vertical	WHITE
PO410-L	10A	250V AC	4 Gang GPO	WHITE
POS10B-L	10A	250V AC	Single GPO	BLACK
POS10XB-L	10A	250V AC	Single GPO + Extra Switch	BLACK
POS10XXB-L	10A	250V AC	Single GPO + 2 Extra Switch	BLACK
POS15B-L	15A	250V AC	Single GPO	BLACK
POD10B-L	10A	250V AC	Double GPO	BLACK
POD10XB-L	10A	250V AC	Double GPO + Extra Switch	BLACK
POD15B-L	15A	250V AC	Double GPO	BLACK
POS10VB-L	10A	250V AC	Single GPO Vertical	BLACK
POS10XXVB-L	10A	250V AC	Single GPO + 2 Extra Switch Vertical	BLACK
POS15VB-L	15A	250V AC	Single GPO Vertical	BLACK
POD10VB-L	10A	250V AC	Double GPO Vertical	BLACK
POD10XVB-L	10A	250V AC	Double GPO + Extra Switch Vertical	BLACK
POD15VB-L	15A	250V AC	Double GPO Vertical	BLACK
PO410B-L	10A	250V AC	4 Gang GPO Vertical	BLACK
POD10MB-L	10A	250V AC	Double GPO	MATTE BLACK
POD10VMB-L	10A	250V AC	Double GPO Vertical	MATTE BLACK
POD10XMB-L	10A	250V AC	Double GPO + Extra Switch	MATTE BLACK
POD10XVMB-L	10A	250V AC	Double GPO + Extra Switch Vertical	MATTE BLACK
POD15MB-L	15A	250V AC	Double GPO	MATTE BLACK
POS10MB-L	10A	250V AC	Single GPO	MATTE BLACK
POS10XXVMB-L	10A	250V AC	Single GPO + 2 Extra Switch Vertical	MATTE BLACK
PO410MB-L	10A	250V AC	4 Gang GPO Vertical	MATTE BLACK

[DESCRIPTION]

WALL SWITCHES

The slimline GEO Series is a part of Connected Switchgear switches and socket outlets, with a stylish geometric shape and only 6.5mm thick. Manufactured from virgin polycarbonate material so it won't fade over time. Switch mechanisms allow for two way switching and are rated at 250V AC 10AX. Switch contacts are made from a composite silver nickel coating to prevent arcing. The terminal and terminal screws are made from solid brass. GEO Series products are available in white, black and matte black with optional brass or aluminium cover plates.

[FEATURES]

- Slimline 6.5mm Thick
- 2 Way Switching
- Polycarbonate Material
- Copper Phosphorus Bronze Internal Components
- Composite Silver Nickel Switch Contacts
- Brass Terminal and Terminal Screws
- Adequate Sized Rear Terminals
- Available in 1-6 Gang

[TECHNICAL PARAMETERS]

- Rated Voltage: 250V AC
- Rated Frequency: 50/60Hz
- Overall Plate Size: 115mm x 77mm
- Cut Out Size: 76mm x 55mm
- Complies with: AS/NZS 3100:2017+A1-3
AS/NZS 3133:2013+A1-2

[APPROVALS]

SAA Approved

[IMAGES]



LS102V-L



LS106V-L



LS104VB-L



LSA1-L



LSA2MB-L

[SPECIFICATIONS]

Product Code	Rating (Amps)	Voltage (V)	Type	Colour
LS101V-L	10A	250V AC	1 Gang Light Switch Vertical	WHITE
LS102V-L	10A	250V AC	2 Gang Light Switch Vertical	WHITE
LS103V-L	10A	250V AC	3 Gang Light Switch Vertical	WHITE
LS104V-L	10A	250V AC	4 Gang Light Switch Vertical	WHITE
LS105V-L	10A	250V AC	5 Gang Light Switch Vertical	WHITE
LS106V-L	10A	250V AC	6 Gang Light Switch Vertical	WHITE
LSA1-L	10A	250V AC	1 Gang Architrave Switch	WHITE
LSA2-L	10A	250V AC	2 Gang Architrave Switch	WHITE
LS101VB-L	10A	250V AC	1 Gang Light Switch Vertical	BLACK
LS102VB-L	10A	250V AC	2 Gang Light Switch Vertical	BLACK
LS103VB-L	10A	250V AC	3 Gang Light Switch Vertical	BLACK
LS104VB-L	10A	250V AC	4 Gang Light Switch Vertical	BLACK
LS105VB-L	10A	250V AC	5 Gang Light Switch Vertical	BLACK
LS106VB-L	10A	250V AC	6 Gang Light Switch Vertical	BLACK
LSA1B-L	10A	250V AC	1 Gang Architrave Switch	BLACK
LSA2B-L	10A	250V AC	2 Gang Architrave Switch	BLACK
LS101VMB-L	10A	250V AC	1 Gang Light Switch Vertical	MATTE BLACK
LS102VMB-L	10A	250V AC	2 Gang Light Switch Vertical	MATTE BLACK
LS103VMB-L	10A	250V AC	3 Gang Light Switch Vertical	MATTE BLACK
LS104VMB-L	10A	250V AC	4 Gang Light Switch Vertical	MATTE BLACK
LS105VMB-L	10A	250V AC	5 Gang Light Switch Vertical	MATTE BLACK
LS106VMB-L	10A	250V AC	6 Gang Light Switch Vertical	MATTE BLACK
LSA1MB-L	10A	250V AC	1 Gang Architrave Switch	MATTE BLACK
LSA2MB-L	10A	250V AC	2 Gang Architrave Switch	MATTE BLACK

[SPECIFICATIONS]

Product Code	Type	Configuration	Colour
PB1-L	1 Gang Grid and Plate	Vertical/Horizontal	WHITE
PB2-L	2 Gang Grid and Plate	Vertical/Horizontal	WHITE
PB3-L	3 Gang Grid and Plate	Vertical/Horizontal	WHITE
PB4-L	4 Gang Grid and Plate	Vertical/Horizontal	WHITE
PB5-L	5 Gang Grid and Plate	Vertical/Horizontal	WHITE
PB6-L	6 Gang Grid and Plate	Vertical/Horizontal	WHITE
PB1B-L	1 Gang Grid and Plate	Vertical/Horizontal	BLACK
PB2B-L	2 Gang Grid and Plate	Vertical/Horizontal	BLACK
PB3B-L	3 Gang Grid and Plate	Vertical/Horizontal	BLACK
PB4B-L	4 Gang Grid and Plate	Vertical/Horizontal	BLACK
PB5B-L	5 Gang Grid and Plate	Vertical/Horizontal	BLACK
PB6B-L	6 Gang Grid and Plate	Vertical/Horizontal	BLACK
PB1BMB-L	1 Gang Grid and Plate	Vertical/Horizontal	MATTE BLACK
PB2BMB-L	2 Gang Grid and Plate	Vertical/Horizontal	MATTE BLACK
PB3BMB-L	3 Gang Grid and Plate	Vertical/Horizontal	MATTE BLACK
PB4BMB-L	4 Gang Grid and Plate	Vertical/Horizontal	MATTE BLACK
PB5BMB-L	5 Gang Grid and Plate	Vertical/Horizontal	MATTE BLACK
PB6BMB-L	6 Gang Grid and Plate	Vertical/Horizontal	MATTE BLACK

[SPECIFICATIONS]

Product Code	Type	Colour
CBLPOS	Single GPO Cover Plate	BRUSHED BRASS
CBLPOSX	Single GPO + Extra Switch Cover Plate	BRUSHED BRASS
CBLPOSXX	Single GPO + 2 Extra Switch Cover Plate	BRUSHED BRASS
CBLPOD	Double GPO Cover Plate	BRUSHED BRASS
CBLPODX	Double GPO + Extra Switch Cover Plate	BRUSHED BRASS
CBLPO4	4 Gang GPO Cover Plate	BRUSHED BRASS
CBL1	1 Gang Light Switch Cover Plate	BRUSHED BRASS
CBL2	2 Gang Light Switch Cover Plate	BRUSHED BRASS
CBL3	3 Gang Light Switch Cover Plate	BRUSHED BRASS
CBL4	4 Gang Light Switch Cover Plate	BRUSHED BRASS
CBL5	5 Gang Light Switch Cover Plate	BRUSHED BRASS
CBL6	6 Gang Light Switch Cover Plate	BRUSHED BRASS
CBLPOSV	Single GPO Vertical Cover Plate	BRUSHED BRASS
CBLPOSXV	Single GPO + Extra Switch Vertical Cover Plate	BRUSHED BRASS
CBLPOSXXV	Single GPO + 2 Extra Switch Vertical Cover Plate	BRUSHED BRASS
CBLPODV	Double GPO Vertical Cover Plate	BRUSHED BRASS
CBLPODXV	Double GPO + Extra Switch Vertical Cover Plate	BRUSHED BRASS
CALPOS	Single GPO Cover Plate	BRUSHED ALUMINIUM
CALPOSX	Single GPO + Extra Switch Cover Plate	BRUSHED ALUMINIUM
CALPOSXX	Single GPO + 2 Extra Switch Cover Plate	BRUSHED ALUMINIUM
CALPOD	Double GPO Cover Plate	BRUSHED ALUMINIUM
CALPODX	Double GPO + Extra Switch Cover Plate	BRUSHED ALUMINIUM
CALPO4	4 Gang GPO Cover Plate	BRUSHED ALUMINIUM
CAL1	1 Gang Light Switch Cover Plate	BRUSHED ALUMINIUM
CAL2	2 Gang Light Switch Cover Plate	BRUSHED ALUMINIUM
CAL3	3 Gang Light Switch Cover Plate	BRUSHED ALUMINIUM
CAL4	4 Gang Light Switch Cover Plate	BRUSHED ALUMINIUM
CAL5	5 Gang Light Switch Cover Plate	BRUSHED ALUMINIUM
CAL6	6 Gang Light Switch Cover Plate	BRUSHED ALUMINIUM
CALPOSV	Single GPO Vertical Cover Plate	BRUSHED ALUMINIUM
CALPOSXV	Single GPO + Extra Switch Cover Plate	BRUSHED ALUMINIUM
CALPOSXXV	Single GPO + 2 Extra Switch Cover Plate	BRUSHED ALUMINIUM
CALPODV	Double GPO Vertical Cover Plate	BRUSHED ALUMINIUM
CALPODX	Double GPO + Extra Switch Cover Plate	BRUSHED ALUMINIUM
CALLSA1	1 Gang Architrave Switch Cover Plate	BRUSHED ALUMINIUM
CALLSA2	2 Gang Architrave Switch Cover Plate	BRUSHED ALUMINIUM
CALLSA3	3 Gang Architrave Switch Cover Plate	BRUSHED ALUMINIUM
CALLSA4	4 Gang Architrave Switch Cover Plate	BRUSHED ALUMINIUM
OCP-PODG-L	Double GPO Cover Plate	GREEN


[RELATED PRODUCTS]




CAL1




CALLSA1




CALPO4




CALPOD




CBL2




CBLPODX



CBLPOSV



CBLPOSVXV



OCP-PODG-L

[WARRANTY]

Connected Switchgear products come with a trust 5 Year In House Warranty. That means that you have peace of mind knowing that if a fault develops within a five year period, Connected Group Australia will cover the cost of replacing the product and it's installation.*

* See our website for full terms and conditions www.connectedswitchgear.com.au

[WHAT'S THE DIFFERENCE?]



	BASIX S	LUNA	GEO	PLATINUM
Category	Standard	Slimline	Slimline	Metal Plate
Warranty	5 Year In House	5 Year In House	5 Year In House	10 Year In House
Internal Metal Components	Polycarbonate	Polycarbonate	Polycarbonate	Stainless Steel/Polycarbonate
Terminal Screws	Brass	Brass	Brass	Brass
Switch Contacts	Silver/Nickel	Silver	Silver	Silver
Voltage Rating	240V AC	240V AC	240V AC	240V AC
Wall Switch Dimensions	77x115x13	77x115x6.5	77x115x6.5	86x131x1.2
GPO Dimensions	77x115x13	77x115x6.5	77x115x6.5	86x131x1.2
Wall Switch Mechanism Rating	16AX	16AX	10AX	10AX
Vertical GPO	✓	✓	✓	✗
4 Gang GPO	✗	✓	✓	✗
Wall Switches	1-6 Gang	1-6 Gang	1-6 Gang	1-6 Gang
Removable Extra Switch on GPO	✓	✓	✓	✓
GPO Configuration	Horizontal	Horizontal/Vertical	Horizontal/Vertical	Horizontal
15A GPO	Single/Double	Single/Double	Single/Double	✗
20A GPO	✓	✗	✗	✗
Quick Fit GPO	✓	✗	✗	✗
Architrave Switches	1-2 Gang	1-4 Gang	1-2 Gang	✗
Colours	White/Black	White/Black	White/Black	✗
Mounting Block Colours	White/Black	✗	White/Black	✗
Mounting Block Size	14/30mm	✗	10/14/18/30mm	✗
Cover Plates	Stainless Steel	✗	Aluminium/Brass	✗
Architrave Cover Plates	✗	✗	1-4 Gang	✗
Paint Covers	✓	✓	✓	✓
Single USB Compatible	✓	Grid Plates Only	Grid Plates Only	Grid Plates Only
Dual USB Compatible	✓	✓	✓	✓
Interchangeable with Clipsal Mechanisms	✓	✓	✓	✓

NOTE: All measurements are in millimetres